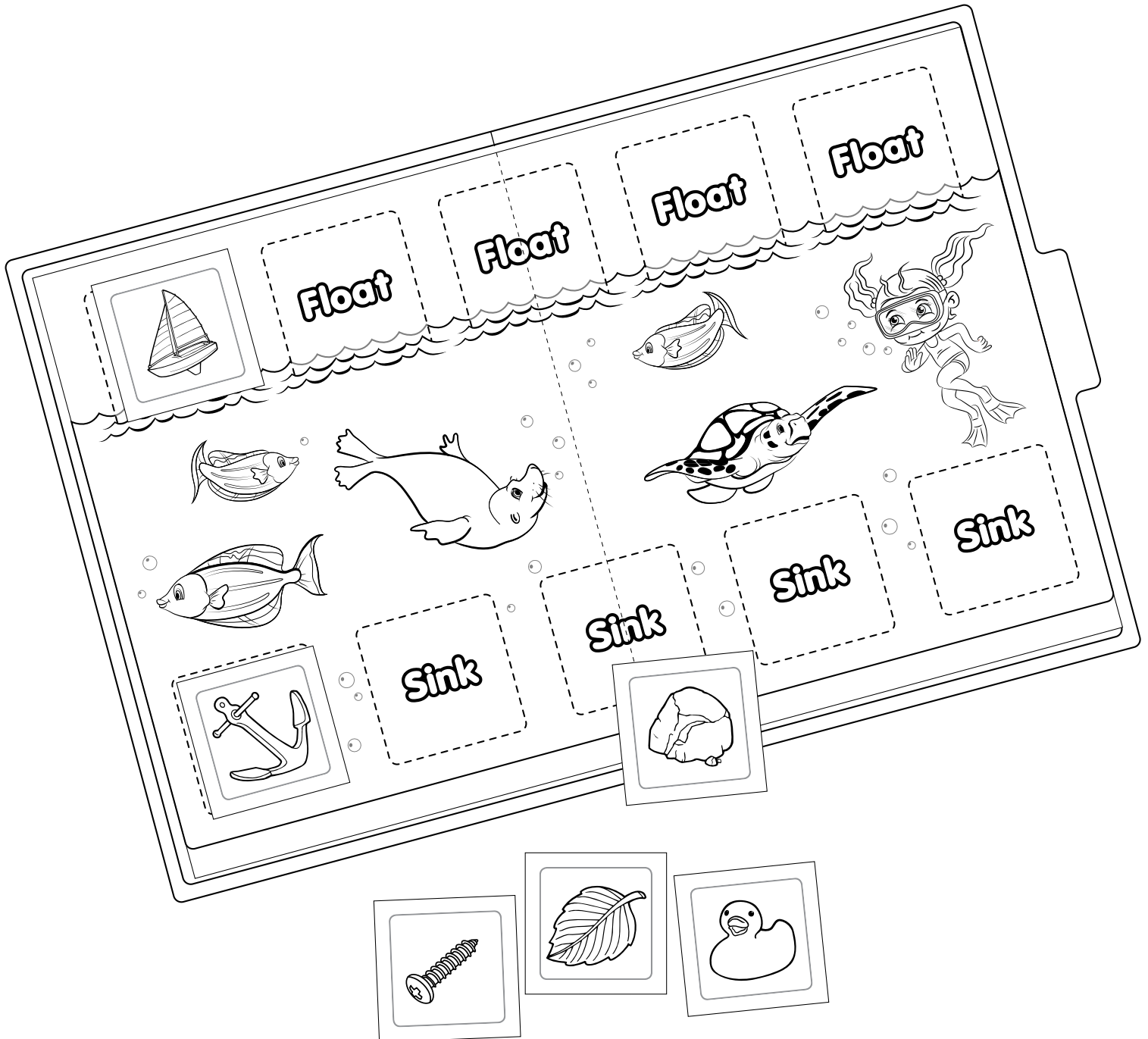



# Sink or Float? File Folder Game

## Directions:

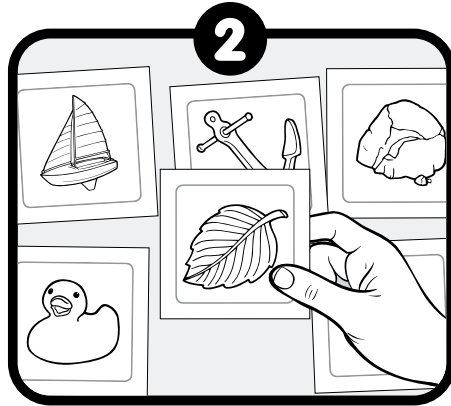
1. Print out the student instructions and glue them onto the front of a file folder.
2. Print out the game mat pages. Trim the pages on the dashed lines. Glue them onto the inside of the folder. Be sure to align them in the folder's center.
3. Print out and cut apart the tiles and answer card. Place them in a resealable plastic bag and staple the bag to the back of the folder.
4. Place the assembled folder game in a center for students to enjoy!




# Sink or Float?



Set out the tiles with the pictures facing up.




Choose a tile. Does it show something that sinks or something that floats?



Place the tile in a matching space. When all the tiles are sorted, use the answer card to check your answers.

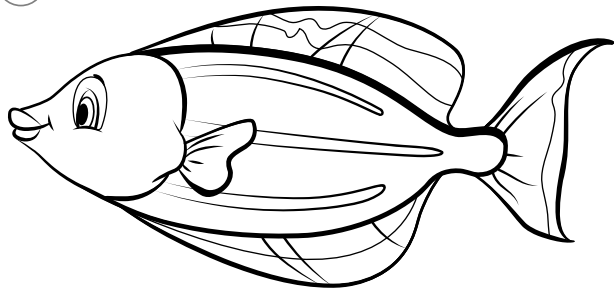

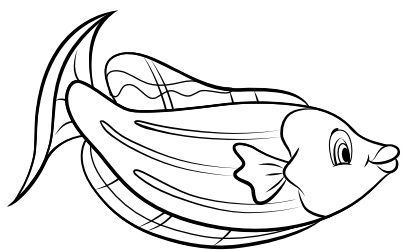
## Answer Card



**Float**

**Float**

**Float**



**Sink**


**Sink**

**Sin**

oat

Float

Float



ink

Sink

Sink

